
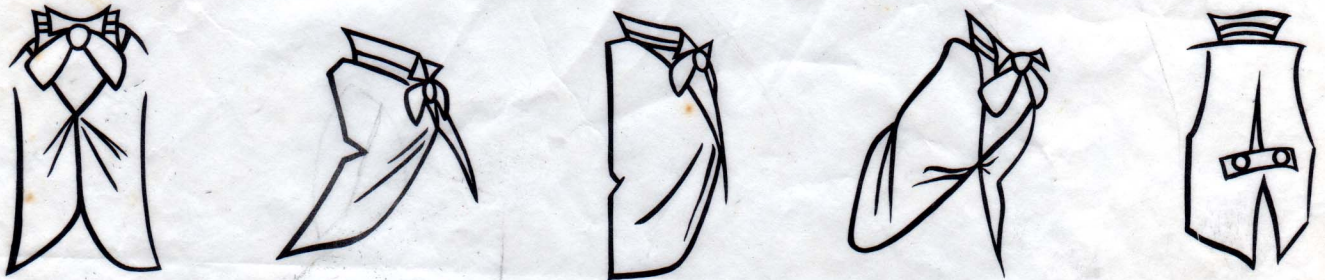


Draw and Color Stan Laurel!



These heads show how Stan looks when he is happy, sad, crying and glad. How many other ways can you draw Stan's face? Can you draw a

face showing Stan laughing? Try it, and color your drawing when it is finished.




Here are several different bodies you can use to help you draw pictures of Stan. See how much thinner he is than "Ollie?" What do you suppose

"Ollie" would look like if you were to draw him with Stan's skinny body? Try it and see!



These are Stan Laurel's arms. Using these arms for ideas, you can draw Stan doing just about everything — dancing, working, playing, lifting


things — or whatever you choose! Just turn your guide sheets to the proper angle needed to draw Stan's arms in the position you like.



You can see that Stan's legs are much thinner than "Ollie's." The position of these legs

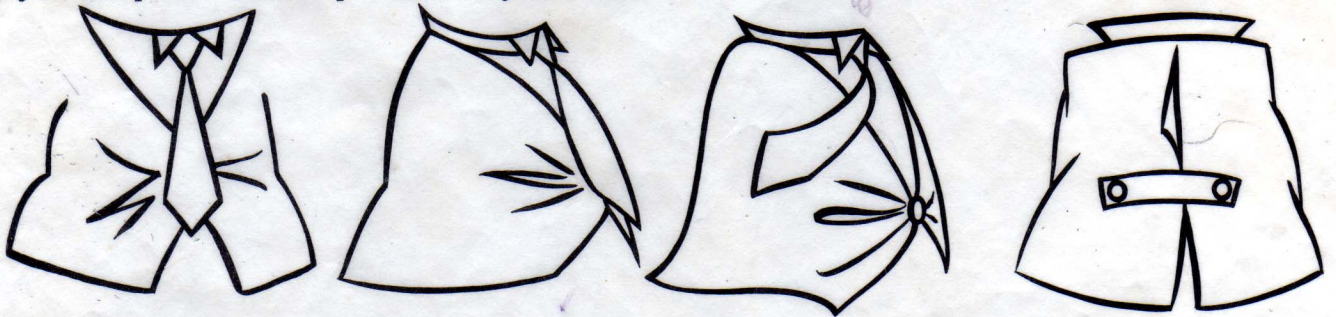
will help to give you ideas for drawing your own Laurel and Hardy adventures.

Draw and Color Oliver Hardy!




Here are many different Oliver Hardy heads and expressions. You can use these heads and faces to help you complete "Ollie's" pictures. Try to make

up your own funny faces for "Ollie's" pictures. Make your faces just as humorous as you can!



This is "Ollie's" fat little body. They can help you to draw "Ollie" doing many different things. To draw a picture of "Ollie" facing in another direc-

tion, just turn your guide sheet over before you begin to draw! See how that changes your picture?



These are "Ollie's" arms. You can choose any pair of arms you like and draw them on "Ollie's" body. These arms will help you to draw pictures of

"Ollie" holding things, waving at Stan Laurel, pointing or working or playing. If these arms don't look just the way you like, be sure to change them!






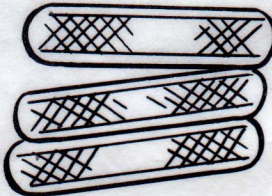
Here are "Ollie's" legs and feet. You can use them to help you draw "Ollie" when he is running, falling down, or whatever you want


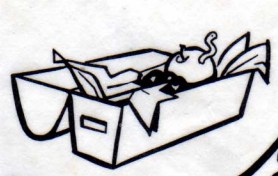

to draw. To draw a picture of "Ollie" running in a different direction or falling in an upside down position, just turn your guide sheet over before you begin your picture!



Stan and "Ollie" Go On A Trip!

Stan and "Ollie" have started on a trip through the woods in their old car. As usual, they are going to have trouble! Can you make up your own story about what will go wrong? Use your other guide sheets for ideas before you begin to draw your own color story. What do you suppose might be caught on the end of the fishing line? Can you draw it?





Laurel and Hardy The Paper Hangers!

What a mess! Stan and "Ollie" are the very worst paper hangers ever! Have you ever seen a paper hanger pasted on the wall? Well, it looks like Stan has pasted "Ollie" up for good! Do you suppose "Ollie" might try to paste Stan on the wall to get even? How would that look? Can you draw a color story about these silly paper hangers? It's a good thing that the bucket of sticky paste didn't come down on "Ollie's" head. Or did it? You can draw it that way if you like. Use your other guide sheets for more ideas and props to put into your picture.



How do you suppose Stan and "Ollie" would look if the paste pail spilled over their lunch buckets?





Draw Stan and "Ollie" The Sign Painters!

Here are ideas to help you draw Laurel and Hardy as sign painters. You can use this and other guide sheets to draw funny and exciting comics about sign painting.



"Ollie" has painted so much snow on his mountain scene sign that he has started an avalanche!

Has "Ollie" slipped on spilled paint, or is he sliding down the mountain?

Perhaps Stan had better shovel this snow out of the way!






Laurel and Hardy At Spook Manor!

After a picnic one day, "Ollie" asked Stan to go to Spook Manor — just for fun! Stan was very scared, because he knew that the Manor was haunted by real ghosts! "Ollie" just laughed at him.



When Stan and "Ollie" got near the Manor, they began to hear strange noises. Evil-looking bats began to fly out of the house.




Doesn't Spook Manor look terrible? What color is it? The color of the tree and lawn should look "spooky," too, shouldn't it?





Laurel and Hardy Go Tenting!


Stan and "Ollie" have decided to sleep in the woods and everything goes wrong! How do you suppose Stan could have poked his head through the tent? Doesn't "Ollie" look mad? How would you draw him if he thought Stan had done something funny?



Laurel and Hardy.

STORY SHEET

Draw Stan and "Ollie" Shampoo Time!



Laurel and Hardy give many shampoos in their beauty parlor, but their customers never come back! Can you draw an exciting comic showing Stan and "Ollie" at shampoo time? How many things do you think can go wrong? Isn't it silly to keep perfume in a spray gun?

Stan and "Ollie" sometimes use a blow torch as their hair dryer. Do you think they might have an accident if they get too close? Try to draw a color picture showing what might happen if they do.



Laurel and Hardy.

STORY SHEET

Draw Laurel's and Hardy's Beauty Parlor!

Stan and "Ollie" have started a beauty parlor and are making a mess of everything! What do you think would happen to a ladies hair if Stan and "Ollie" were to cut or comb it?

Laurel and Hardy have glue and wigs on hand in case they make too big a mistake. Can you draw a picture of Stan and "Ollie" putting a wig on a customer?

Stan uses a big file to trim nails. What other tools might characters like Stan and "Ollie" use in their beauty parlor? Can you find them on your other guide sheets and draw them in your pictures?

