


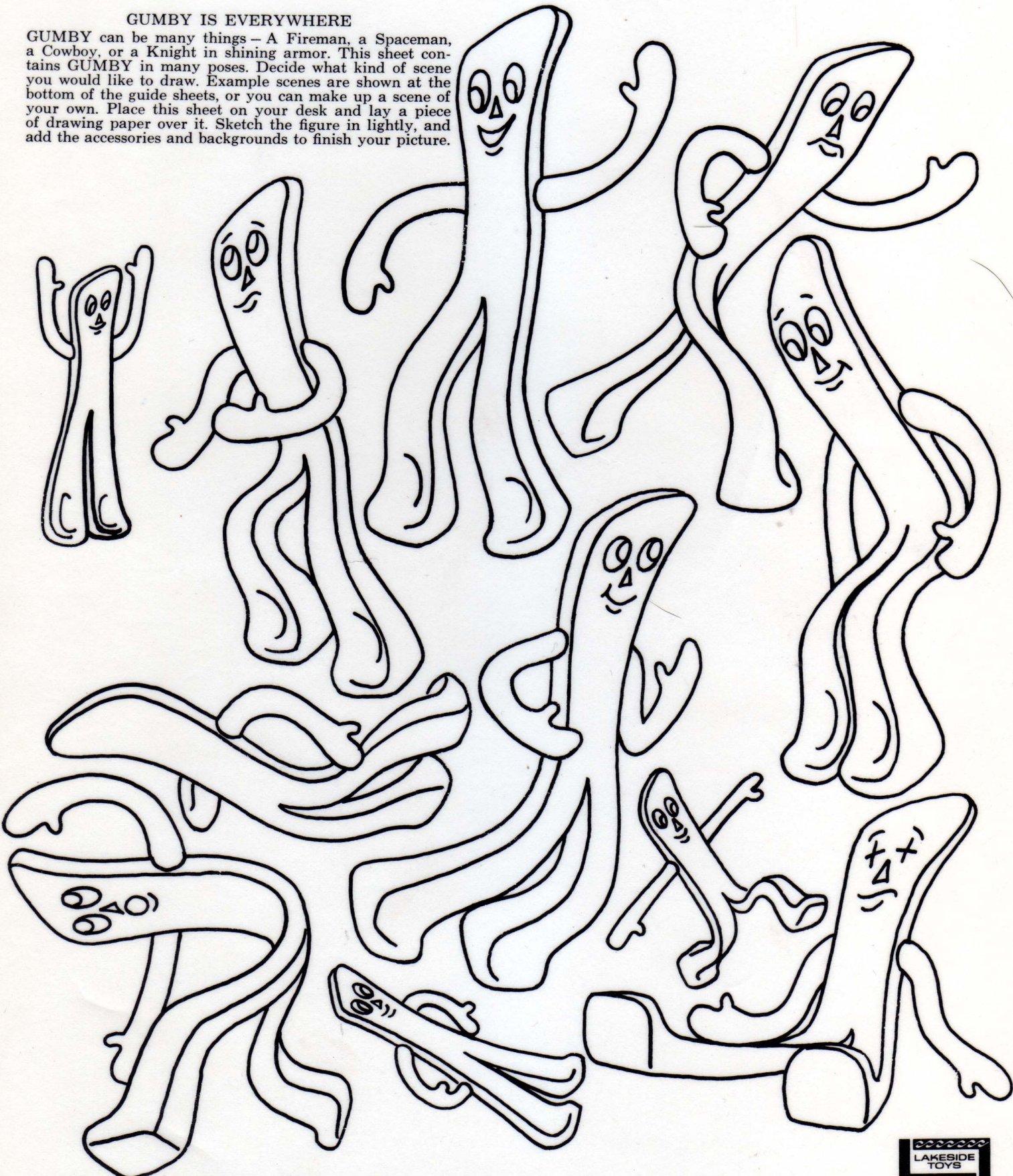
HAVE FUN WITH GUMBY

Using this and other figure guide sheets, you can create pictures of GUMBY engaged in all kinds of activities. These figure sheets will show the actions and positions you want. Other guide sheets will help you create the scenes based on your own ideas, or the suggested scenes shown. See "Instructions For Using Your Electric Drawing Desk," on the back of the envelope holding guide sheets, and drawing paper.



GUMBY IS EVERYWHERE

GUMBY can be many things - A Fireman, a Spaceman, a Cowboy, or a Knight in shining armor. This sheet contains GUMBY in many poses. Decide what kind of scene you would like to draw. Example scenes are shown at the bottom of the guide sheets, or you can make up a scene of your own. Place this sheet on your desk and lay a piece of drawing paper over it. Sketch the figure in lightly, and add the accessories and backgrounds to finish your picture.




HERE'S GUMBY'S FRIEND POKEY

POKEY likes to go where GUMBY goes. It's up to you to place him in the drawings you make. Pick out the POKEY that suits your drawing the best. Place this sheet in position on your Electric Drawing Desk, and draw in POKEY lightly. Notice that by turning these sheets over, you will be able to draw the figures facing the opposite direction. Color POKEY orange. How would he look in different colors? Complete your picture by adding the backgrounds and accessories.



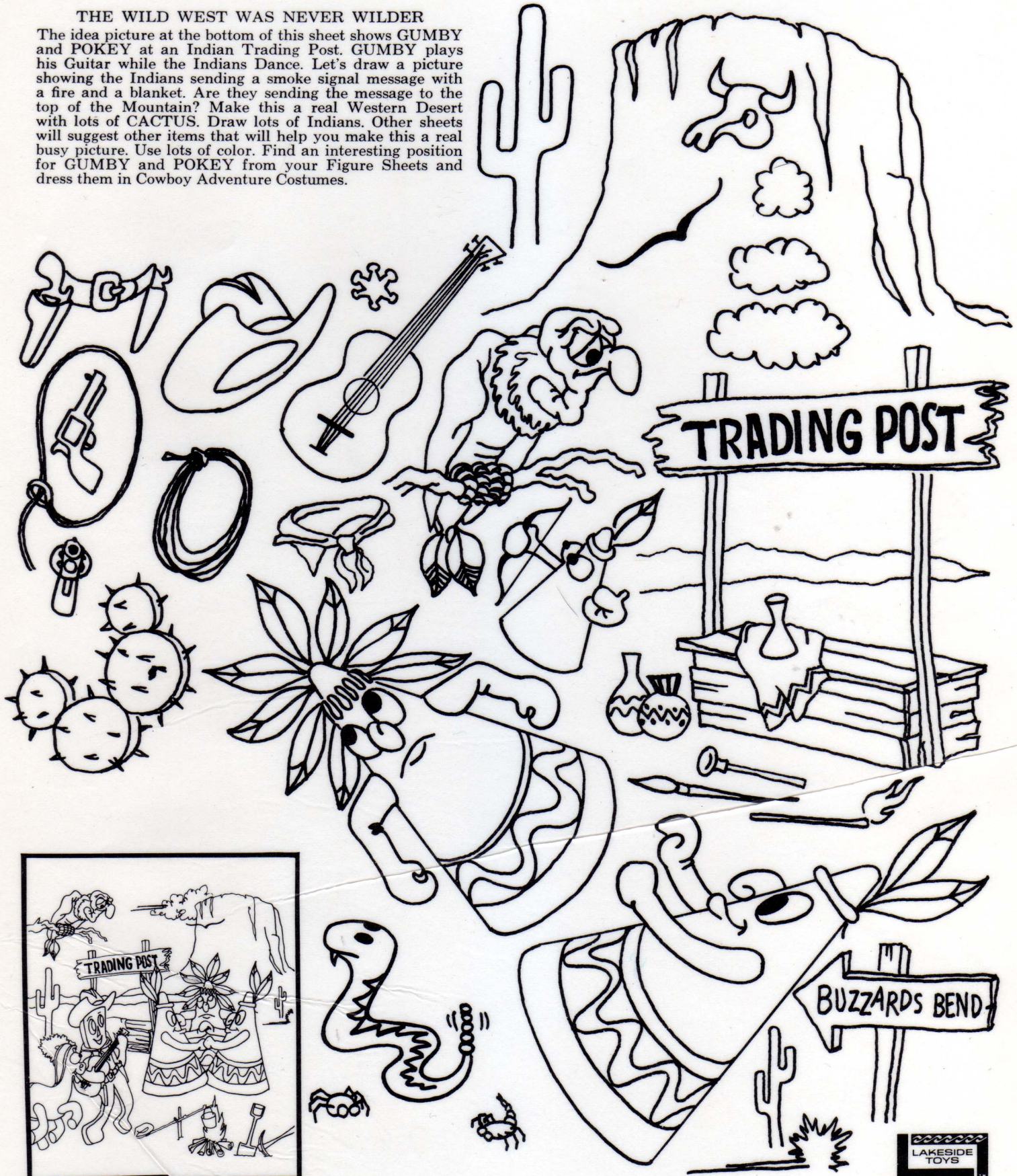
POKEY GETS AROUND

Wherever GUMBY goes, you will find POKEY. He wants to do everything GUMBY does and he wants to wear a Cowboy Hat or a Space Helmet just like GUMBY. Why not try the hats, helmets, and other accessories on POKEY. Look over the other guide sheets and the pictures on the bottom of the pages. Remember you can combine parts from different pages and draw a picture that is entirely your own idea. Use lots of colors.



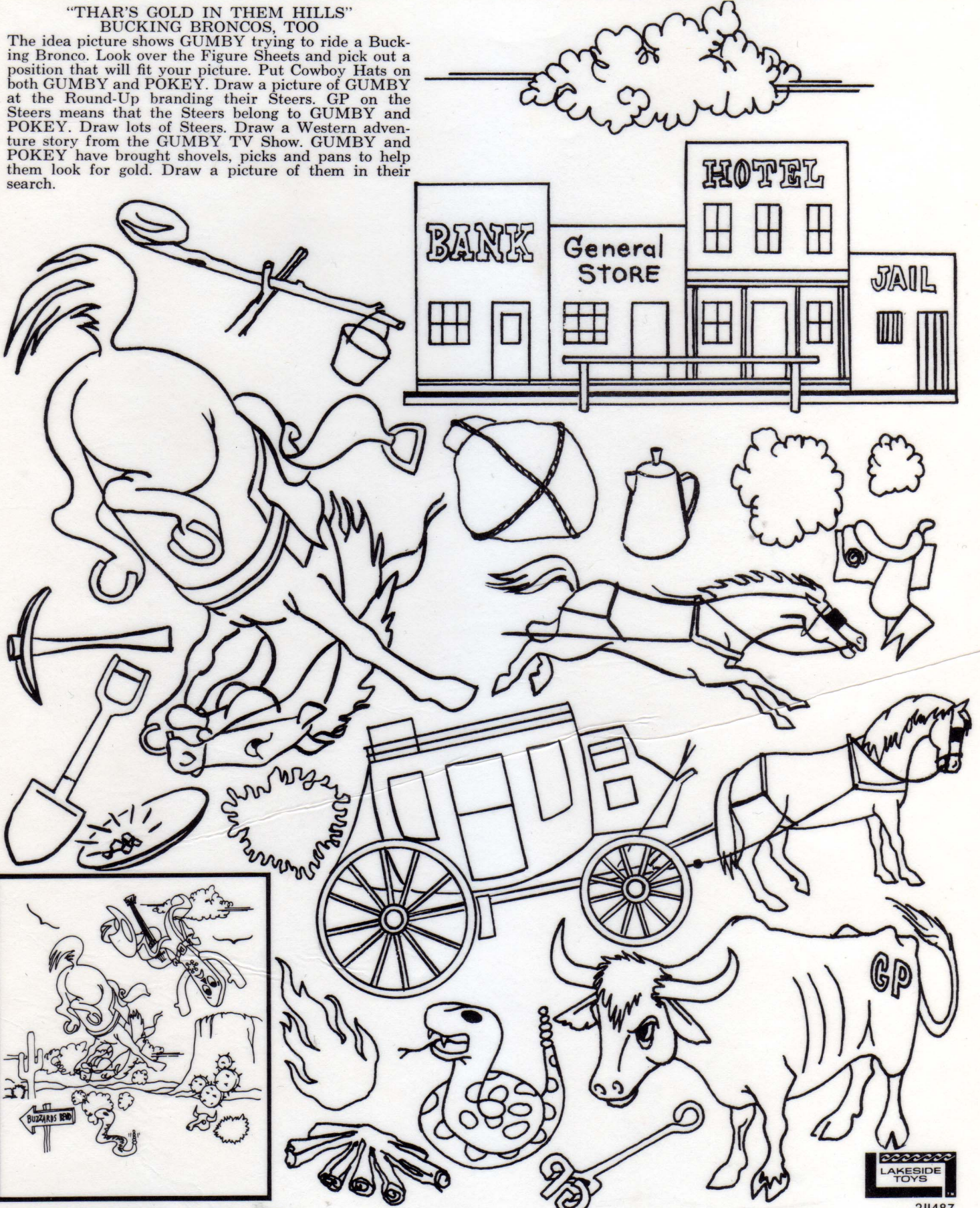
THE WILD WEST WAS NEVER WILDER

The idea picture at the bottom of this sheet shows GUMBY and POKEY at an Indian Trading Post. GUMBY plays his Guitar while the Indians Dance. Let's draw a picture showing the Indians sending a smoke signal message with a fire and a blanket. Are they sending the message to the top of the Mountain? Make this a real Western Desert with lots of CACTUS. Draw lots of Indians. Other sheets will suggest other items that will help you make this a real busy picture. Use lots of color. Find an interesting position for GUMBY and POKEY from your Figure Sheets and dress them in Cowboy Adventure Costumes.



"THAR'S GOLD IN THEM HILLS" BUCKING BRONCOS, TOO

The idea picture shows GUMBY trying to ride a Bucking Bronco. Look over the Figure Sheets and pick out a position that will fit your picture. Put Cowboy Hats on both GUMBY and POKEY. Draw a picture of GUMBY at the Round-Up branding their Steers. GP on the Steers means that the Steers belong to GUMBY and POKEY. Draw lots of Steers. Draw a Western adventure story from the GUMBY TV Show. GUMBY and POKEY have brought shovels, picks and pans to help them look for gold. Draw a picture of them in their search.




GUMBY AND POKEY™

GUIDE SHEET


6-5-4-3-2-1 - BLAST OFF

The idea picture shows GUMBY among the mountains and craters of the Moon. Draw a picture of GUMBY and POKEY on some other Planet talking to the many strange creatures that live there. Select figures from the Figure Sheets and dress both GUMBY and POKEY in Astronaut adventure costumes. They should wear their oxygen tanks and Astro-Ray-Guns at all times. Do you remember a GUMBY TV Show that showed GUMBY and POKEY in space? Now you can draw a picture of one of their great adventures.




WHERE ARE WE?

Draw a scene with all kinds of Space Ships flying around the moon. Where are they all from? Where are they going? Draw the Moon and color it Yellow (Cheese Color). Draw two Space Ships crashing into each other or into another Planet. Use lots of color in this picture of the Moon and other Planets. The idea picture shows GUMBY in his Astronaut Adventure Costume meeting a Moon person operating a LASER RAY TRACTOR.



GUMBY MEETS THE FIRE BREATHIN' DRAGON

The idea picture at the bottom of this sheet shows a colorful scene of GUMBY SLAYING THE EVIL DRAGON. Draw a picture of a whole Army of Knights led by GUMBY and POKEY. Put Knight Adventure Costumes on both GUMBY and POKEY. Draw the Knights on horses by lightly drawing the horse, then the saddle and the Knight. Put a spear or sword in the Knight's hand. Some can be carrying a pennant or trumpet. Now Erase the Extra Lines and Finish the Picture. Turn the Sheet over if you want to face the Knight the other way. Don't forget the Castle on the hill.



GUMBY AND THE KNIGHT'S HORSE

Look at the idea picture on the bottom of this sheet. It shows GUMBY riding the Knight's Horse. The Princess is riding behind GUMBY. Where are they going? Can you plan a picture using the Princess, the Horse or if you like, more than one Horse? The Princess can ride the Horse side-saddle. Find a good pose for GUMBY from the Figure Sheets and supply him with the Knight Adventure Costume. POKEY must get into the picture story so let's put Knight costumes on him as well. Lots of color will make this a bright, romantic "When Knighthood was in Flower" story.

