




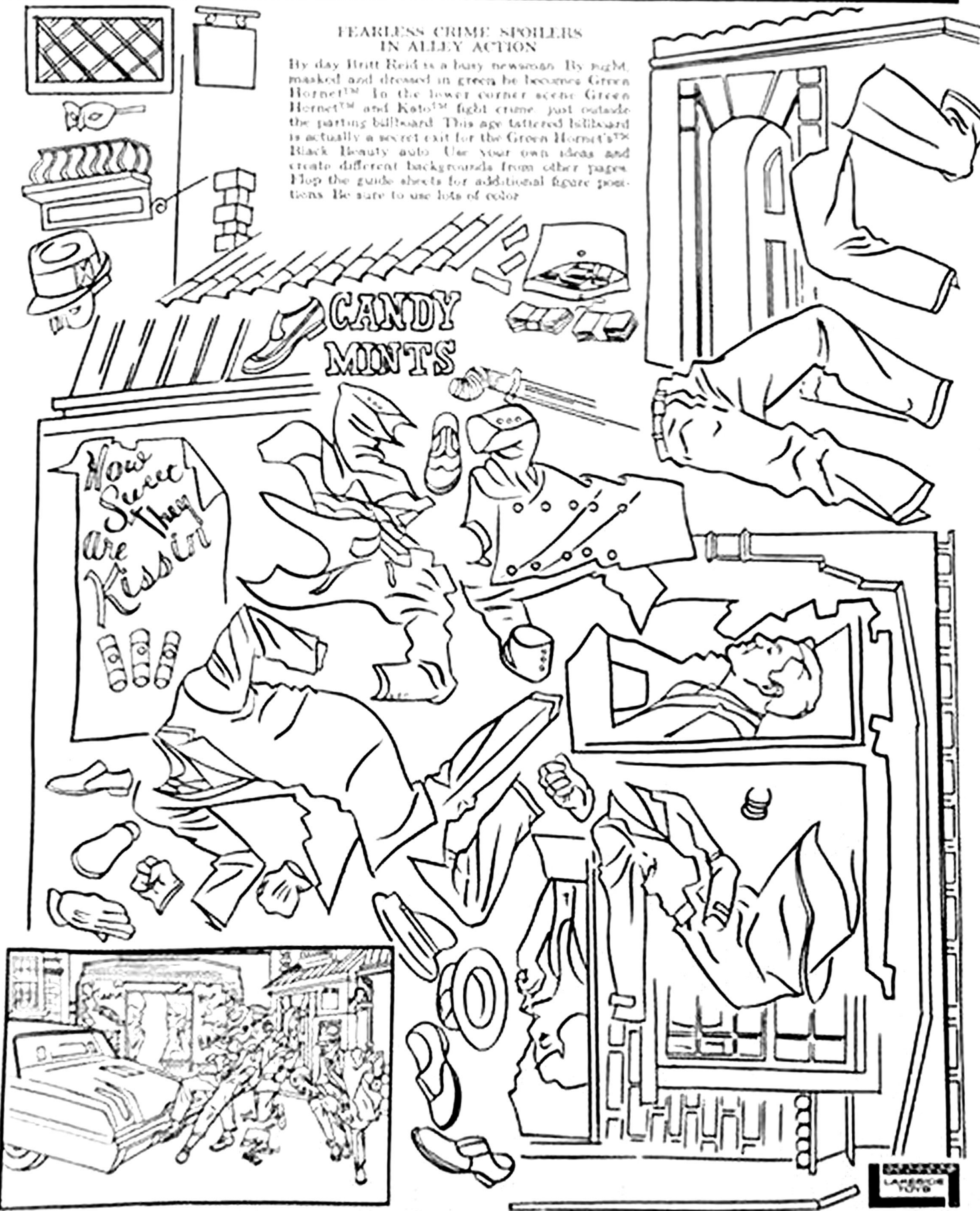
GREEN HORNET™ AND THE ARTNAPPERS
Britt Reid, the Green Hornet™, arranges to bring an art collection to the city for showing. During the opening ceremonies the gallery is held up and many valuable paintings are taken. The crooks are thorough, even to the point of using the laser beam to destroy pursuers. Does the Green Hornet™ have the answer to defeating this crowd? Make a drawing using the guide scene on this page... or make up your own scene to illustrate this or a similar story. Color the pictures with lots of vivid colors.





**FEARLESS CRIME SPOILERS
IN ALLEY ACTION**

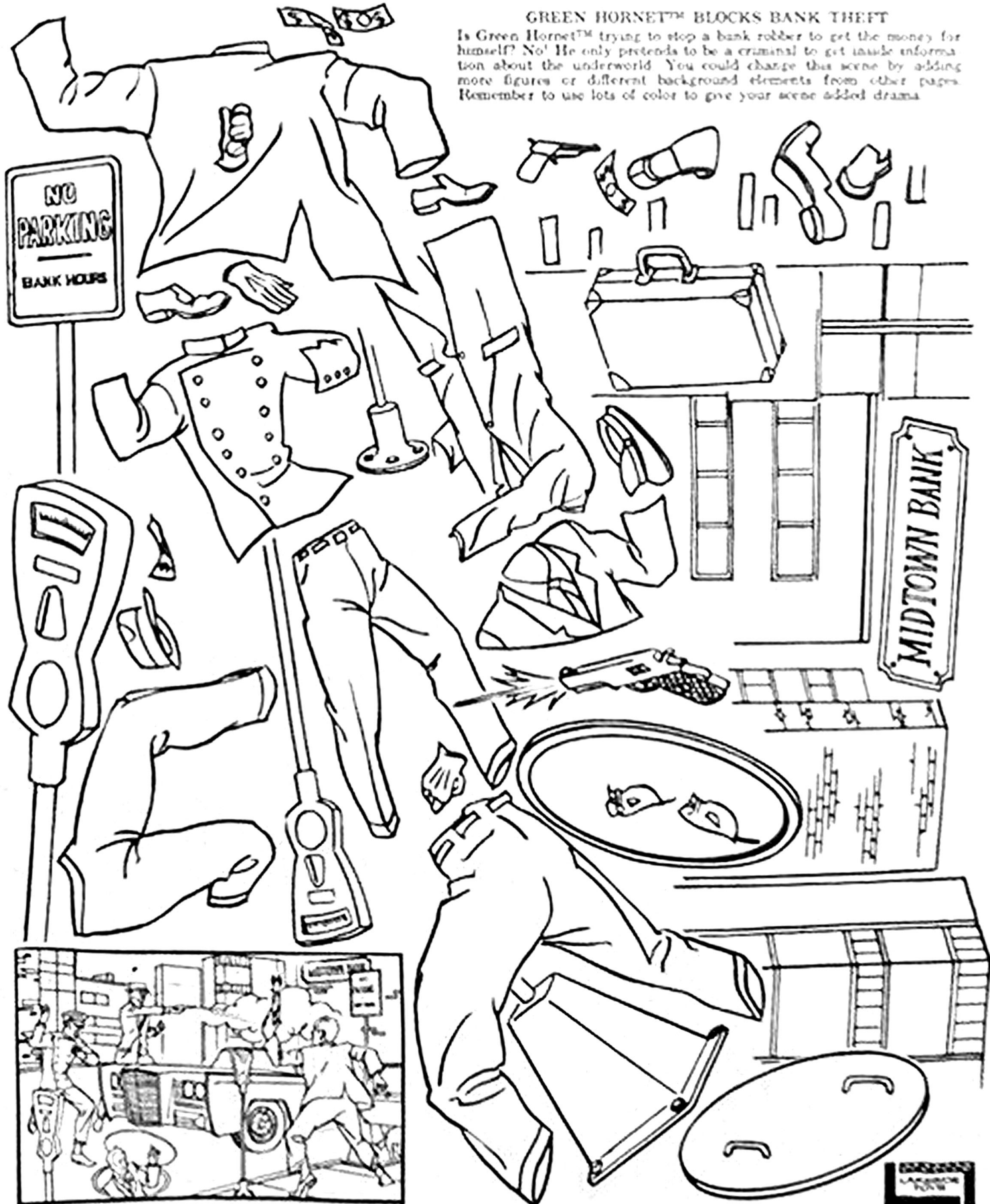
By day Britt Reid is a busy newspaperman. By night, masked and dressed in green, he becomes Green Hornet™. In the lower corner scene Green Hornet™ and Kato™ fight crime just outside the partying billboard. This age tattered billboard is actually a secret exit for the Green Hornet's™ Black Beauty auto. Use your own ideas and create different backgrounds from other pages. Hop the guide sheets for additional figure positions. Be sure to use lots of color.





GREEN HORNET™ BLOCKS BANK THEFT

Is Green Hornet™ trying to stop a bank robber to get the money for himself? No! He only pretends to be a criminal to get inside information about the underworld. You could change this scene by adding more figures or different background elements from other pages. Remember to use lots of color to give your scene added drama.





CRIME FIGHTERS TO THE RESCUE



Crime fighters to the rescue! Green Hornet™ rescues the girl in this scene. Who is Kato™ subduing with Gung Fu? Draw this picture by finding the various action figures on one of the guide sheets. Dress the figures and color them. You can put more enemies in the scene or turn your sheets over to face the figures in opposite directions. By using parts from other sheets you can draw a complete story strip. Your own adventure pictures can change from scene to scene. Be sure to use lots of color.






A RISKY PLACE TO FIGHT HAND TO HAND

The fearless Green Hornet™ and his trusted friend Kato™ do not choose the place to carry on their war on crime. The lower corner scene shows them fighting high above the city on a narrow window ledge. Try drawing a fight on a girder of a new building or roof top. Remember lots of color.




DIAMOND GRAB FOILED

As a newsman Britt Reid has inside information about crime. In this scene Green Hornet™ and Kato™ arrive just in time to stop a jewel robbery. This page contains the parts needed to draw the action scene, shown in the lower corner. Borrow background parts from other sheets to draw a scene of your own. Remember you can flop pages to face parts the other way, then color your scene and watch them come alive with action.






FAST ADVENTURE WITH THE GREEN HORNET™
 When the Green Hornet™ enters the scene, the action starts. Does the scene shown suggest a kidnapping of the girl? Is the box containing money the payoff? Is the money real or counterfeit? This scene can suggest so many different situations. Where is Kato™? Find a suitable drawing of him from some other guide sheet. Color the criminals' clothes in bright colors.





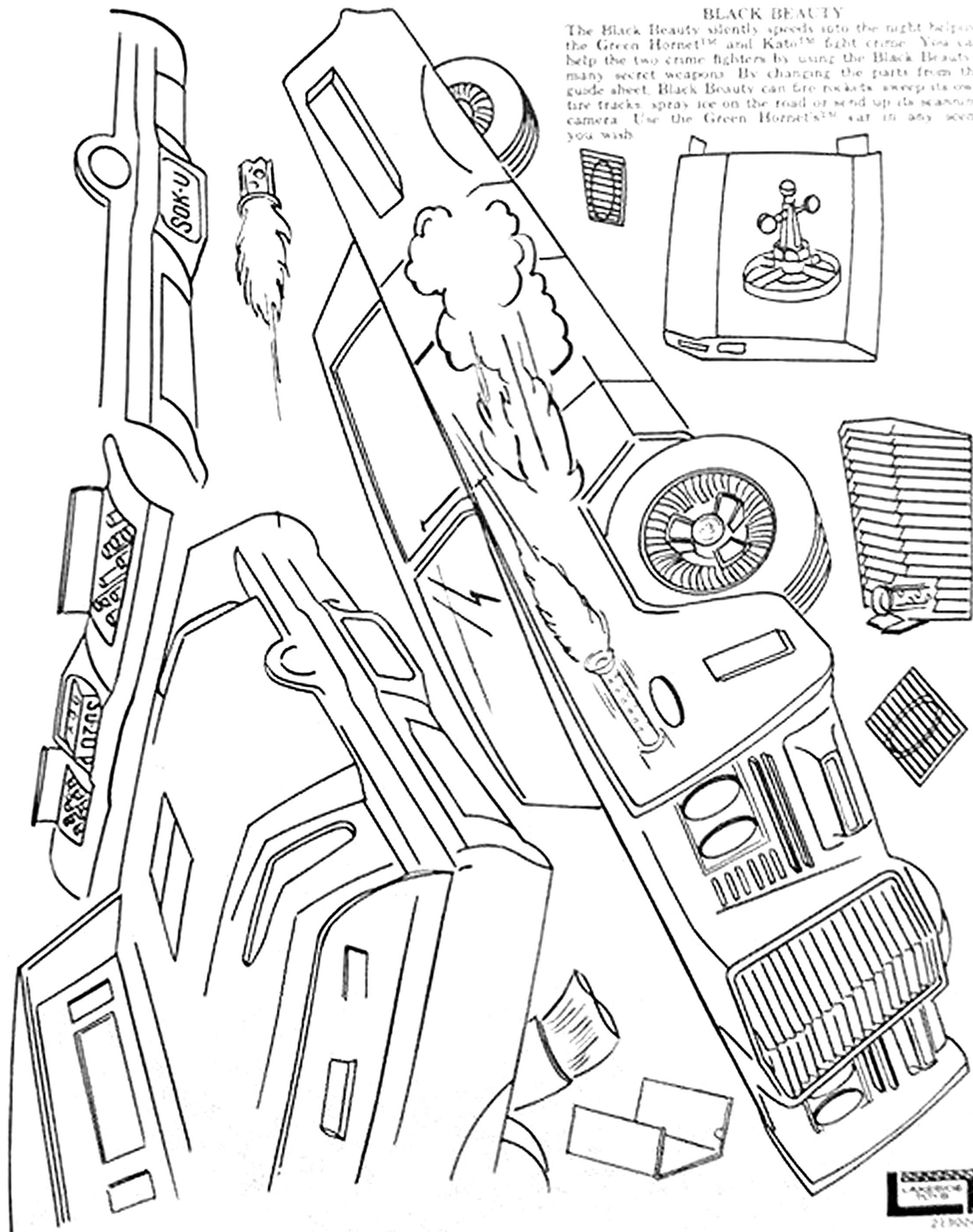
THE GREEN HORNET™ AND KATO™ GO TO SEA

What story does the small picture suggest? Is it a gang, smuggling jewels into this country? The Green Hornet™ and Kato™ are in the process of interrupting the smugglers' plans. Draw more sailors. Use figures and clothes from other sheet. Turn the guide sheet over, your figures will then face the other way.




BLACK BEAUTY

The Black Beauty silently speeds into the night helping the Green Hornet™ and Kato™ fight crime. You can help the two crime fighters by using the Black Beauty's many secret weapons. By changing the parts from the guide sheet, Black Beauty can fire rockets, sweep its own tire tracks, spray ice on the road or send up its scanning camera. Use the Green Hornet's™ car in any scene you wish.



21 3024



213023

FIGURE GUIDE SHEET

The two figure guide sheets, in this set, let you create adventure picture stories of Green Hornet™ and Kato™. The many poses of the figures in the guide sheets let you put the characters in the action pictures shown on the other pages. Draw the figures lightly and clothe them. To help tell your story add completely new characters by putting different heads on the figures. Use as many colors as you like in your picture adventures of the two crime fighters.



213022

LEOPARD GUARD

This scene shows a country estate guarded by a huge leopard. A fake diamond syndicate operates from this estate. Again the Green Hornet™ foils the criminals. How would the leopard look inside of an office? Find desks, chairs, lamps, windows and doors from other guide sheets and use them in your drawing. Use lots of color.

